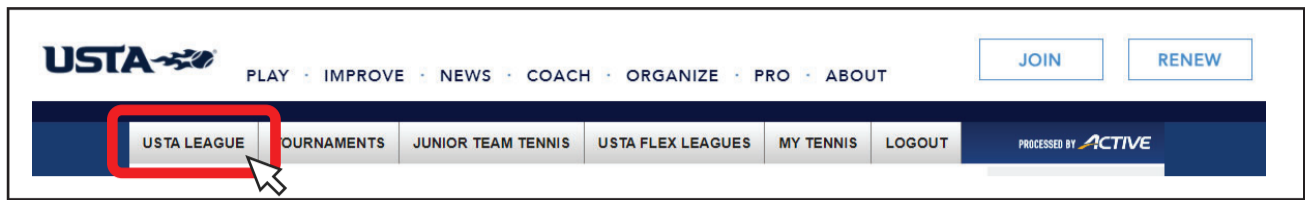
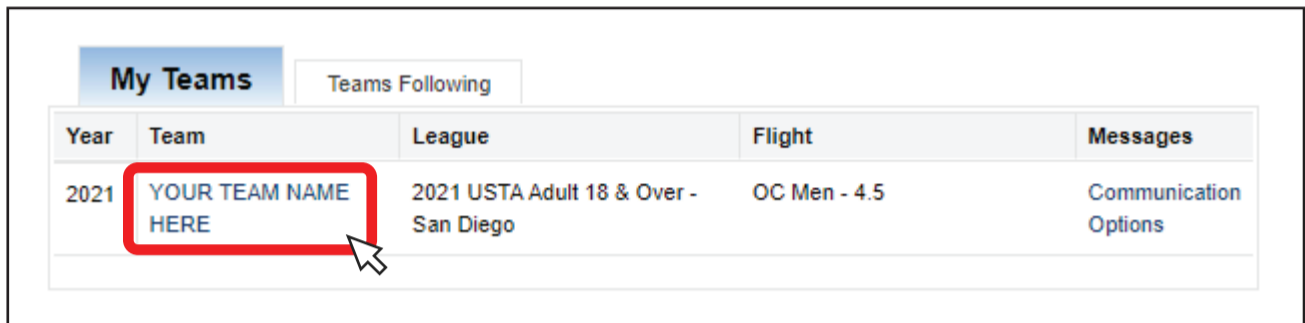


Finding your Sectional match schedule


- 1 Log into your TennisLink account. Once there, click the **USTA LEAGUE** button along the toolbar.



- 2 Scroll down the page and find the **MY TEAMS** button where your sectional-qualifying team should be listed. Click the name of your sectional-qualifying team.



- 3 At the bottom of your team's USTA page, a section for your championships should be listed. Click the pertaining Sectional championship.



- 4 Click the Match Summary tab at the top to see all the matches that will be played at your Sectional event.



- 5 Your scheduled match date and times will be viewable on a table whether it is a flight or if it is a round robin event. Semi-finals and final dates and times are also viewable.

